

# GERM BUSTERS

## GAME & HAND WASHING CHART

### GAME INSTRUCTIONS:

Print the game board and the cards on card stock paper. Print 3-4 copies of the game cards and sort them into 2 piles: Germ Buster & Germ Attack.

Cut and fold the die and tape it together. Cut the game pieces and fold on the dotted line to stand up.

To play, roll the dice and move your game piece. If you land on a germ space, pick a Germ Attack card. If you land on a clean space, pick a Germ Buster card. Follow the instruction on the card.

Germ busters include: Hand sanitizer, Soap, rinsing hands, scrubbing hands, tissues, wiping counter


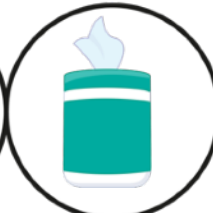
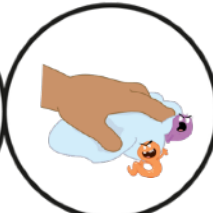

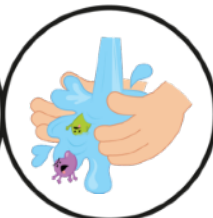


Created by Teach Beside Me ©2020. All Rights Reserved.  
Not to be shared, re-sold or hosted online elsewhere.

### Clipart Credits:

Zip-a-Dee-Doo-Dah Designs & Kari Bolt Clipart


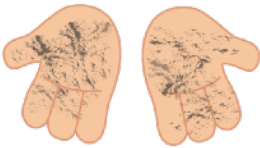





# GERM BUSTERS







**CLEAN  
HANDS**

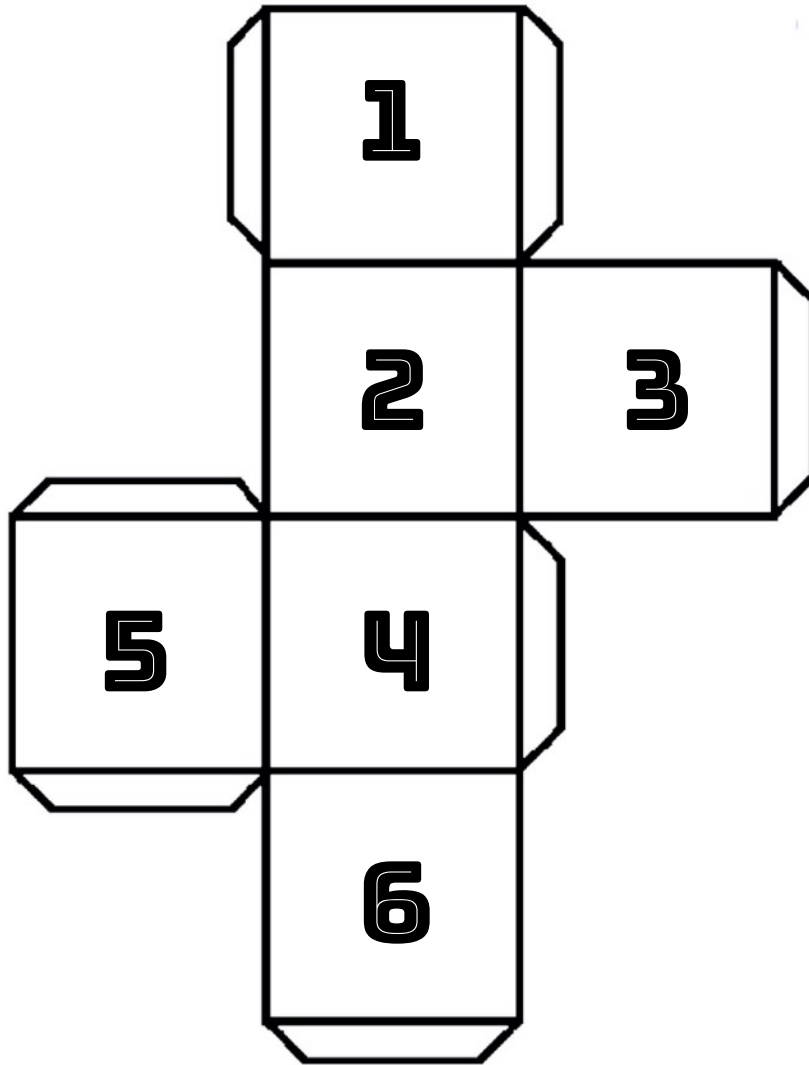


<b>GERM ATTACK</b>	<b>GERM ATTACK</b>	<b>GERM ATTACK</b>	<b>GERM ATTACK</b>
			
<b>MOVE BACK 3 SPACES</b>	<b>MOVE BACK 2 SPACES</b>	<b>MOVE BACK 3 SPACES</b>	<b>MOVE BACK 2 SPACES</b>

<b>GERM BUSTER</b>	<b>GERM BUSTER</b>	<b>GERM BUSTER</b>	<b>GERM BUSTER</b>
			
<b>MOVE UP 3 SPACES</b>	<b>MOVE UP 3 SPACES</b>	<b>MOVE UP 2 SPACES</b>	<b>MOVE UP 2 SPACES</b>

<b>GERM BUSTER</b>	<b>GERM BUSTER</b>	<b>GERM ATTACK</b>	<b>GERM ATTACK</b>
			
<b>MOVE UP 3 SPACES</b>	<b>MOVE UP 2 SPACES</b>	<b>MOVE BACK 3 SPACES</b>	<b>MOVE BACK 2 SPACES</b>

Print multiple copies of this page



# **FIGHT GERMS- WASH YOUR HANDS!**

